


Cuisinart® SLIDING UNDER CABINET ORGANIZER

Installation Guide for Models CTG-00-11CO, CTG-00-14CO, CTG-00-17CO



PARTS LIST



1. Bottom wire basket (1)



2. Gliders (1 left/1 right)



3. Template (1)



4. 5/8" screws (8)



5. Basket mat (1)

REQUIRED TOOLS (not provided) – Drill, 1/8" Drill Bit, Screwdriver

SEE REVERSE SIDE FOR INSTALLATION INSTRUCTIONS

INSTALLATION INSTRUCTION

STEP 1 - Fold the front edge of template (#3) along the line between the "V" cutouts, and place inside the cabinet with folded edge at front edge of cabinet.

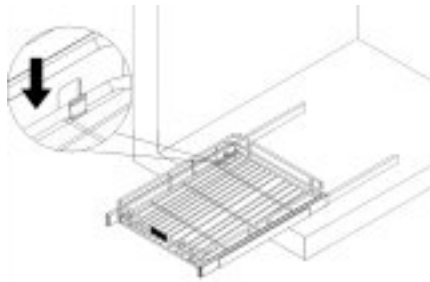
Note the location of cabinet door hinges and adjust the template accordingly.



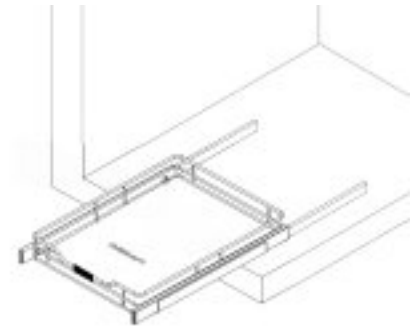
STEP 2 - Place gliders (#2) in cutouts of template. The edges of gliders should align with edges of cutouts. Drill 1/8" pilot holes through 4 holes in glider. Repeat on the opposite side. Remove template after drilling pilot holes. Attach gliders (#2) to bottom of cabinet using 5/8" screws (#4) and screwdriver.



STEP 3 - Slide gliders (#2) forward and align lower rail of wire basket (#1) with the clips on gliders (#2) and snap into place.



STEP 4 - Place the basket mat (#5) onto the basket. Push the basket into the cabinet.



Max weight 70 pounds

WARRANTY

LIFETIME WARRANTY (U.S. and Canada ONLY)

Cuisinart® Tools & Gadgets are warranted to be free of defects in material and workmanship under normal home use from the date of original purchase throughout the original purchaser's lifetime. If your tool/gadget should prove to be defective within your lifetime, we will repair it (or, if we think it necessary, replace it) without charge to you, except for shipping and handling. To obtain warranty service, please call our Consumer Service Center toll-free at 1-800-726-0190, or write to Consumer Service Center, Cuisinart, 7475 N. Glen Harbor Blvd., Glendale, AZ 85307. To facilitate the speed and accuracy of your return, please enclose \$4.00 for shipping and handling of the product. Be sure to include a return address, description of the product problem, phone number, and any other information pertinent to the product's return. Please pay by check or money order made payable to Cuisinart. This warranty excludes damage caused by accident, misuse or abuse, including damage caused by overheating, and it does not apply to scratches, stains, discoloration or other damage to external or internal surfaces that does not impair the functional utility of the tool/gadget. This warranty also expressly excludes all incidental or consequential damages. Some states do not allow the exclusion or limitation of incidental or consequential damages, so the foregoing limitation or exclusion may not apply to you. This warranty gives you specific legal rights, and you may also have other rights, which vary from state to state.

CALIFORNIA RESIDENTS ONLY

California residents should call 1-800-726-0190 for shipping instructions. Cuisinart will be responsible for the cost of the repair, replacement, and shipping and handling of such nonconforming products under warranty.